

Helping you get the most from Frontier's farm management platform

Welcome to the eighth edition of MyFarm Tips & Tricks.

In this edition:

- Reviewing gross margins
- Printing maps from MySOYL

[Access the Tips & Tricks library](#) to view or download issues already published.

Reviewing gross margins

Financial analysis is a crucial part of any business. Greenlight Grower Management allows access to two options; 'Gross Margin' and 'Cost Analysis Reports.'

However, to make the most of the reports and to be able to view prices when generating them, you will need to make sure you enter your product prices. you can do this either in 'Plans' as you create them or through the 'Product tools' tab.

Reports are accessed by selecting the tiles highlighted red in the below example. The 'Product tools' tab is made visible by clicking the callout, indicated by the red arrow:

The screenshot shows the Greenlight Grower Management interface. The top navigation bar includes the user name 'Becky Conway', 'Notifications', 'Subscription', 'Help', and 'Log out'. Below this is a search bar and a navigation menu with items: 'Conway Farming', 'Dashboard', 'Fields', 'Crops', 'Inspections', 'Plans', 'Programmes', 'Orders', 'Activities', and 'Reports'. The 'Reports' menu item is highlighted with a red box. Below the navigation bar is a grid of report tiles. The 'Cost Analysis Report' and 'Gross Margin Report' tiles are highlighted with a red box. A red arrow points to a callout icon in the top right corner of the report grid.

Spray Plan Report	Fertiliser Plan Report	Seed Plan Report	Inspection Report	Activity Report
Summary Programme Report	Detailed Programme Report	Order Report	Cost Analysis Report	Gross Margin Report
Product Use Report	Cropping Report	N-max Summary Report	EHD Report	Nutrient Planning Report

Please note, in order for the prices to show in the reports they must have been entered consistently, either in the 'Activity' or in the 'Plan'. You are able to switch between the two as shown in the following report screen.

Conway Farming | Dashboard | Fields | Crops | Inspections | Plans | Programmes | Orders | Activities | Reports

Showing all products used in the last 365 days

Update: **My Plans** | **Activities I can edit** | Price / Unit | New Price | Apply to Date Range

PRODUCT TOOLS

Product	Code	Start Date	End Date	Price / Unit	New Price	Apply to Date Range
Abaco	ADJ0543	17 May 19	17 May 19	£ 10.00/Its	£ 10.00	17 May 19 - 17 May 19
Acadian	M851031	17 May 19	12 Jun 19	£ 0.00/Its	£ 0.00	17 May 19 - 12 Jun 19
Airtax Flo	16317	19 Sep 19	19 Sep 19	£ 0.00/Its	£ 0.00	19 Sep 19 - 19 Sep 19
Asana	11934	12 Jun 19	17 Jun 19	£ 0.00/Its	£ 0.00	12 Jun 19 - 17 Jun 19
Audax	05523	17 Sep 19	17 Sep 19	£ 0.50/Its	£ 0.50	17 Sep 19 - 17 Sep 19
CF-50	18487	01 Jan 19	01 Jan 19	£ 18.00/Its	£ 18.00	01 Jan 19 - 01 Jan 19
CF-50	18487	15 Jan 19	15 Jan 19	£ 0.00/Its	£ 0.00	15 Jan 19 - 15 Jan 19
Gezal	17381	03 Oct 19	03 Oct 19	£ 1.50/Its	£ 1.50	03 Oct 19 - 03 Oct 19
Intracrop ActCote	M851009	27 Aug 19	27 Aug 19	£ 0.00/Its	£ 0.00	27 Aug 19 - 27 Aug 19
Intracrop Rigger	ADJ0572	03 Oct 19	03 Oct 19	£ 1.00/Its	£ 1.00	03 Oct 19 - 03 Oct 19
Sluxx HP	16571	12 Apr 19	12 Apr 19	£ 0.00/Kgs	£ 0.00	12 Apr 19 - 12 Apr 19

A finished report example:

grower management greenlight

Conway Farming | Dashboard | Fields | Crops | Inspections | Plans | Programmes | Orders | Activities | Reports

Cost Analysis Report Generator

Download | Email | Print

Cost Analysis Report By Crop

For period 01/09/2019 to 31/08/2020
Costs from activities only: All cost types; All crops
Produced by Becky Conway
Generated on 12 Nov 2019 10:19

Filter By

Date From: 01 Sep 2019
Date To: 31 Aug 2020

Costs from Activities only
Costs from Plans only

Current Season

All crops
All cost types

Field Selector

Type to filter fields

Select All | Deselect All

- Daffodil - W Barley - Acute
- Geranium - W Barley - Acute
- Isis - W Barley - Acute
- Peonie - Oil Radish

Group By

Crop
Field

Report Options

Show Details

Conway Farming, Washingborough, Lincoln, Lincolnshire, LN4 1DB, United Kingdom
Tel: 000000000000 Mob: 000000000000

Oil Radish 6.26 ha

Peonie 6.26 ha Oil Radish 19/09/2019 - 31/08/2020

SEED PRODUCTS

Date	Product	Area (ha)	Rate	Total Qty	Cost/ha	Total Cost
19/09/2019	seeed / Oil Radish	6.26	10.000 kgs/ha	62.60 kgs	£ 10.00	£ 62.60
Seed Products Spend for Peonie (Oil Radish)					£ 10.00	£ 62.60

SPRAY PRODUCTS

Date	Product	Area (ha)	Rate	Total Qty	Cost/ha	Total Cost
31/10/2019	Audax	6.26	0.030 Its/ha	0.19 Its	£ 0.02	£ 0.09
Spray Products Spend for Peonie (Oil Radish)					£ 0.02	£ 0.09
Total Products Spend for Peonie (Oil Radish)					£ 10.02	£ 62.69

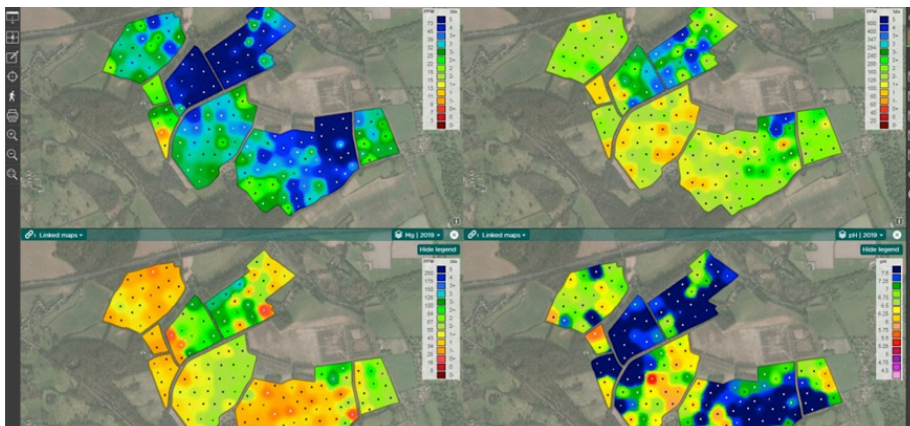
OPERATION

Date	Operation	Area (ha)	Rate	Total Qty	Cost/ha	Total Cost
------	-----------	-----------	------	-----------	---------	------------

Printing maps from MySOYL

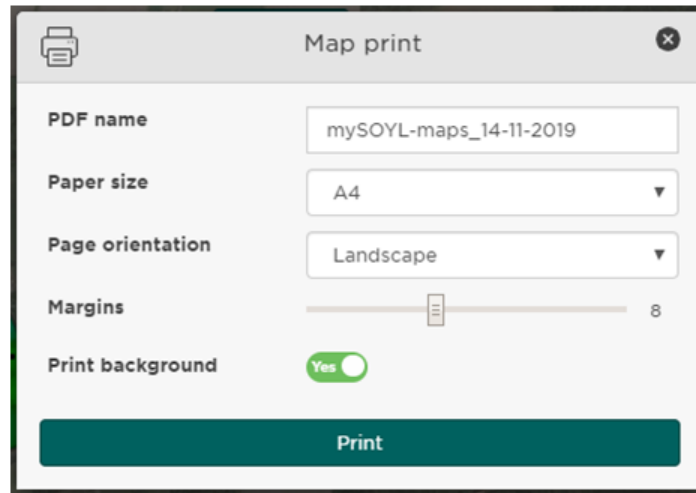
If you would rather have a piece of paper in your hand when it comes to looking at your precision farming data. MySOYL's 'Map print' function makes it easy to produce hard copies so you can do just that.

You can print multiple panes of data at once; an option which is especially useful for those times when you'd like to compare a number of sampling results or several years of yield data.



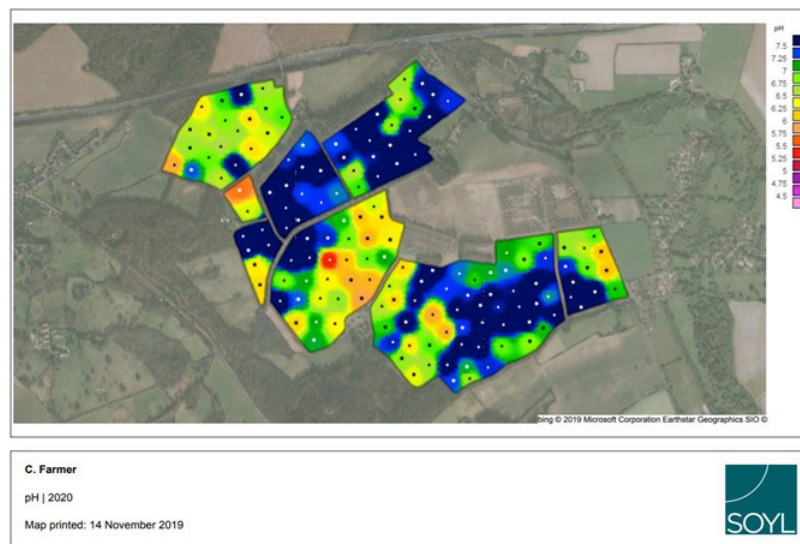
To print a PDF map, all you need to do is select the data layer(s) that you want from the 'Layer selector' in the 'Map view' tool. You can then click the printer icon located on the left hand tool bar.

At this point, a menu will appear which allows you to name your PDF map and edit several other formatting options:



Once you select 'Print', your PDF will be downloaded to your computer where you can save it or print off a hard copy.

The below print-out example shows how your data will be presented to you:



Get in touch

For more information about any of the above features or if you would like to learn more about MyFarm, visit the [MyFarm webpage](#) or get in touch using the contact details below.

Call 03330 141141 | Email myfarm@frontierag.co.uk