

Helping you get the most from Frontier's farm management platform

Welcome to the ninth edition of MyFarm Tips & Tricks 2020.

In this edition:

- How to update multiple crop protection product costs at once using the 'Product Tools' feature
- How to retrospectively price crop protection products
- How to link multiple maps in MySOYL to view and compare simultaneously

[Access the Tips & Tricks library](#) to view or download issues already published.

In this week's Tips & Tricks, we're going to talk about updating multiple prices at once via the 'Product Tools' feature within Greenlight Grower Management.

The Product Tools feature allows you to retrospectively price crop protection products used within the last 365 days across your plans and for the activities you have permissions to edit.

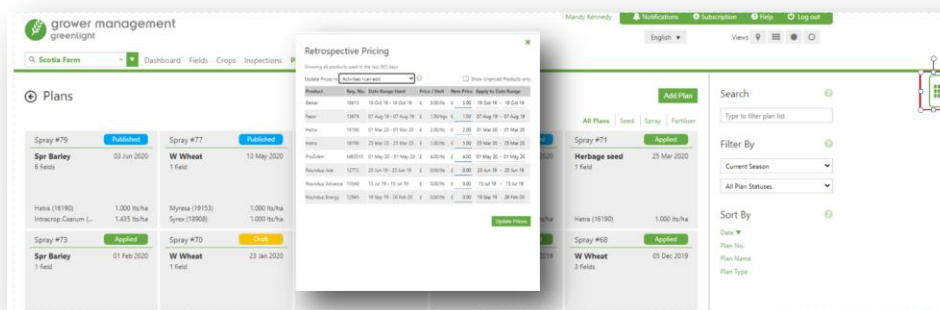
Our SOYL tip will explain how to link multiple maps in MyFarm, giving you the ability to view and compare various data sets side by side at once.

Product Tools

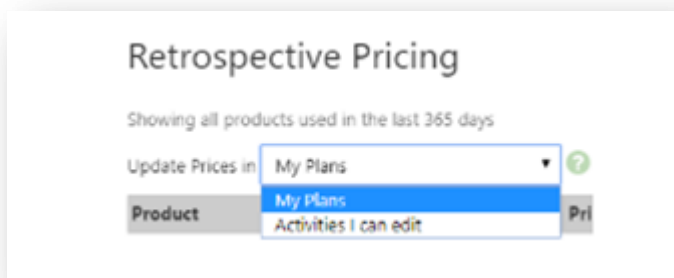
With MyFarm, it is possible to retrospectively price plans and activities so you can have an accurate and up-to-date view of what your inputs are costing. The Product Tools feature is useful to growers because it means many prices can be updated at one time and in one place within Greenlight Grower Management. This saves you time and helps you manage your data to make sure you are always working from the most current and accurate information.

How to retrospectively price plans and activities

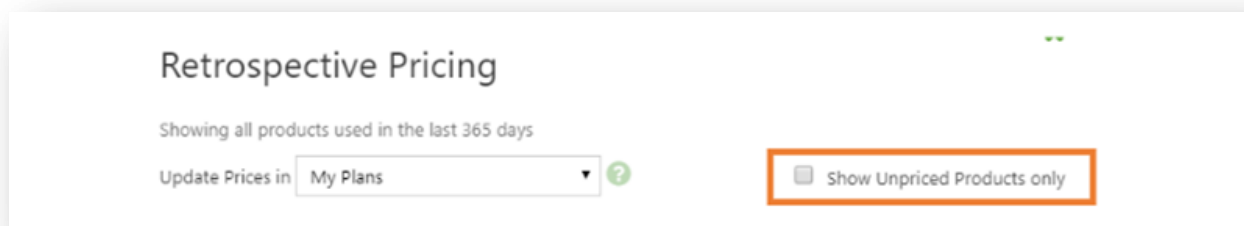
You can retrospectively price plans and activities by expanding the 'Product Tools' tab on the right-hand side of each page within Grower Management.



Select whether you want to update 'MyPlans' or 'Activities I can edit'.



You can also choose whether you want to update only those products which have not yet been priced by selecting the 'Show Unpriced Products only' box.



You can now enter the prices for the crop protection products that you want to update.

Note: The system times out after approximately two hours. If you have not saved your data by pressing 'update' by this time, your progress will be lost. We recommend updating after every five entries to save your work and prevent the risk of loss from a system time-out, computer crash, or connection error.

Mandy Kenn

Retrospective Pricing

Showing all products used in the last 365 days

Update Prices in Activities I can edit

☐ Show Unpriced Products only

Product	Reg. No.	Date Range Used	Price / Unit	New Price	Apply to Date Range	
Belkar	18615	16 Oct 19 - 16 Oct 19	£ 3.00/lts	£ 3.00	16 Oct 19 - 16 Oct 19	
Fazor	13679	07 Aug 19 - 07 Aug 19	£ 1.50/kgs	£ 1.50	07 Aug 19 - 07 Aug 19	
Hatra	16190	01 Mar 20 - 01 Mar 20	£ 2.00/lts	£ 2.00	01 Mar 20 - 01 Mar 20	
Hatra	16190	25 Mar 20 - 25 Mar 20	£ 1.00/lts	£ 1.00	25 Mar 20 - 25 Mar 20	
ProGrAm	MB5515	01 May 20 - 01 May 20	£ 0.00/lts	£ 4.00	01 May 20 - 01 May 20	
Roundup Ace	12772	25 Jun 19 - 25 Jun 19	£ 0.00/lts	£ 0.00	25 Jun 19 - 25 Jun 19	
Hatra (16	Roundup Advance	15540	15 Jul 19 - 15 Jul 19	£ 0.00/lts	£ 0.00	15 Jul 19 - 15 Jul 19
Spray #	Roundup Energy	12945	19 Sep 19 - 26 Feb 20	£ 0.00/lts	£ 0.00	19 Sep 19 - 26 Feb 20

PRODUCT TOOLS

W Whe
3 fields

Roundup

Updating Prices...

[Log into MyFarm](#)

Tips and Tricks – Linked maps

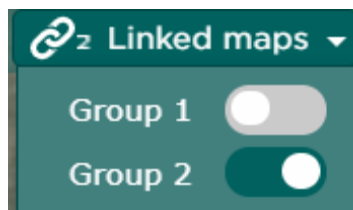
MySOYL allows you to view up to eight panes of data at any one time. But did you know you can group panes together so you can move them independently of each other?

By grouping panes, you can zoom in within one group to view a single field in detail while viewing the data for a block of fields in another group of panes.

To group any of your panes together, simply load your chosen selection of data layers within 'Map View'.



Then, at the top of each pane, expand the 'Linked maps' menu and select which group you'd like to assign a pane to from the drop-down options.



Once you have assigned your panes to the relevant groups, you will see that you are then able to move the maps in each group independently of one another.



To control the maps as one group together again, simply reopen 'Linked maps' and reassign the maps to the same group.

Log into MySOYL

Get in touch

For more information about any of the above features or if you would like to learn more about MyFarm, visit the [MyFarm webpage](#) or get in touch using the contact details below.

Call 03330 141141 | Email myfarm@frontierag.co.uk